



NETBALL
NEW ZEALAND
POITARAWHITI AOTEAROA

Sport Tutor

Netball NZ Online Learning

We live this game.

How to Guide

Learn how to navigate your Netball NZ Online Learning journey including signing up, logging in and finding the learning that suits you.

Netball NZ (NNZ) Online Learning is designed for everyone involved in Netball including coaches, umpires, volunteers, and players.

Find your favourite Netball modules and resources as well as discover new learning experiences. Explore training in leadership, injury prevention, performance enhancement, coaching tools/tips for all age groups, umpiring and more.

Access a range of delivery options including webinars, face to face learning, interactive modules and videos to gain new knowledge or refresh your skill set. It's a place to keep track of your own learning journey and qualifications.

NNZ's, online learning portal, Sport Tutor, is a tried and tested online learning management tool in the sports industry, used by many codes and managed through Sport New Zealand.

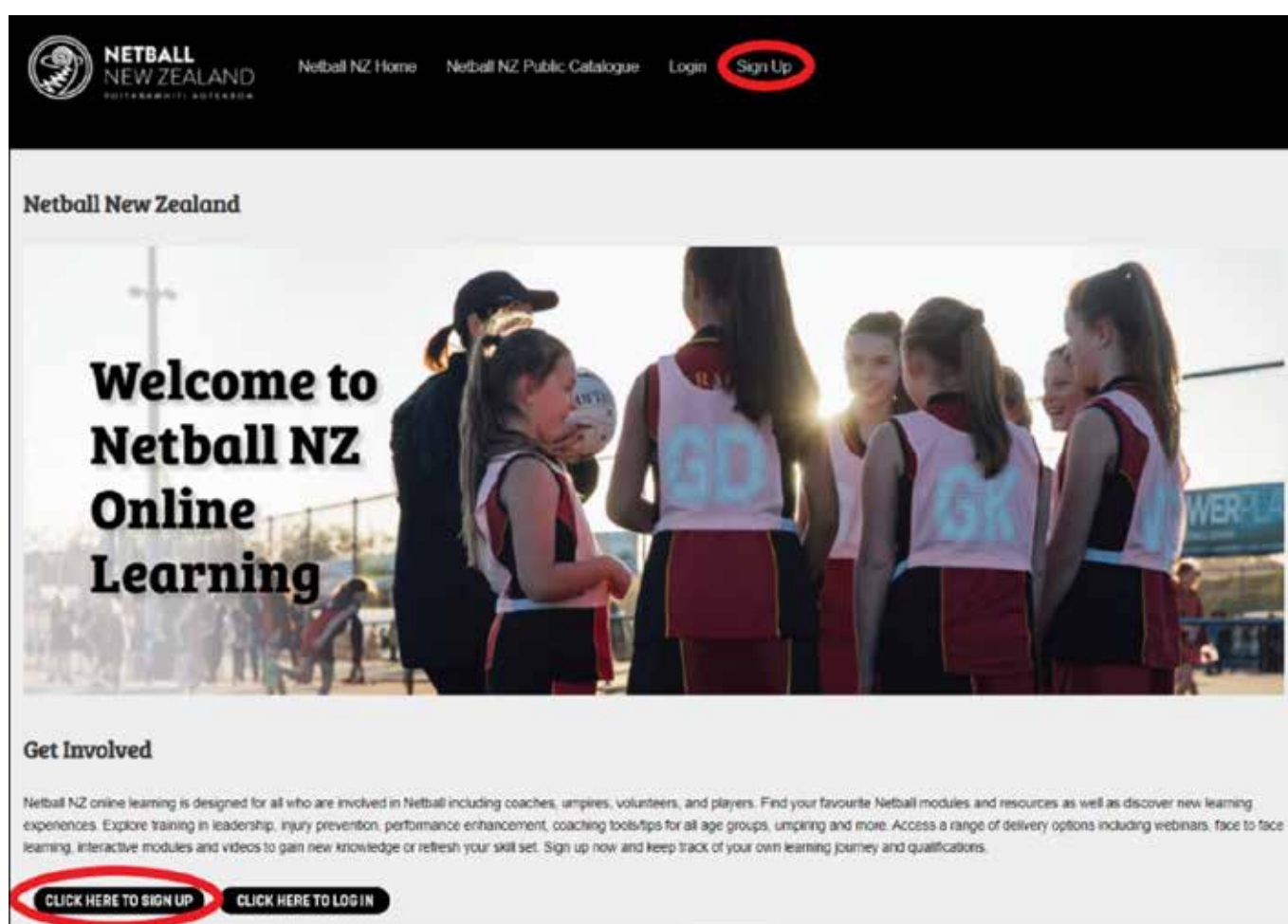
Step 1: Go to Sport Tutor – Netball NZ Online Learning

Click [here](#) or go to www.sporttutor.nz/netballnz to access the Netball NZ Online Learning landing page.

Step 2: Sign Up

Even if you have used NNZ Online learning system [Bracken] in previous years you will need to complete the 'Sign up' process. Sport Tutor is a new Online learning platform, your previous login for NNZ's Learning and Development Portal will not work.

There are two 'Sign up' buttons, circled in the picture, click on either to start the sign up process.



NETBALL NEW ZEALAND
HUI TAKAHITI AOTEAROA

Netball NZ Home Netball NZ Public Catalogue Login **Sign Up**

Netball New Zealand

Welcome to Netball NZ Online Learning

Get Involved

Netball NZ online learning is designed for all who are involved in Netball including coaches, umpires, volunteers, and players. Find your favourite Netball modules and resources as well as discover new learning experiences. Explore training in leadership, injury prevention, performance enhancement, coaching tools/tips for all age groups, umpiring and more. Access a range of delivery options including webinars, face to face learning, interactive modules and videos to gain new knowledge or refresh your skill set. Sign up now and keep track of your own learning journey and qualifications.

CLICK HERE TO SIGN UP **CLICK HERE TO LOG IN**

TIP

You may already have an existing Sport Tutor login if you have accessed online learning via Sport NZ or another sport, if so please use that same login.

If you have any issues signing up, please contact info@netballnz.co.nz

Step 3: Complete Sign Up Details

Complete all required details to sign up and accept the Terms of Use.

Sign up

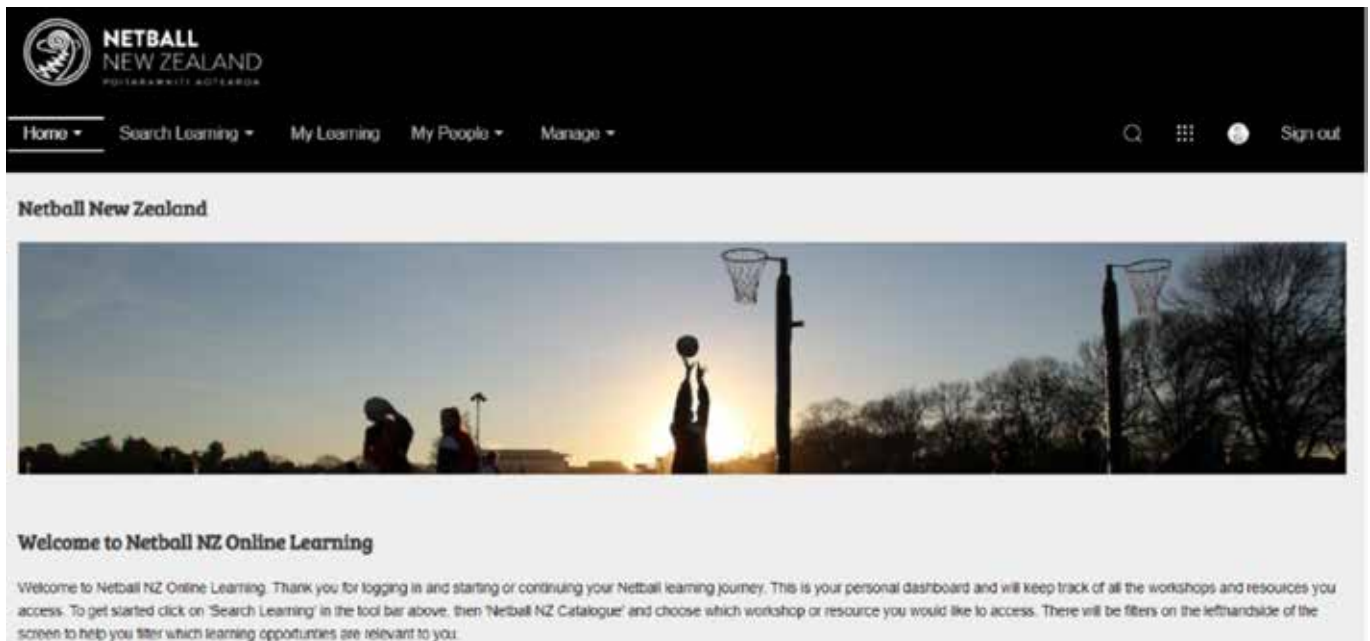
Please provide the following information to sign up. Fields marked with an asterisk (*) are mandatory.

First name *

Last name *

Step 4: Home Page

Once signed up or logged in, you'll be taken to your personalised 'Home page'. Initially this is what you will see:



The screenshot shows the Netball NZ Online Learning Home Page. At the top left is the Netball NZ logo with the text "NETBALL NEW ZEALAND" and "POHAKAWHITI AOTEAROA". Below the logo is a navigation bar with links: "Home", "Search Learning", "My Learning", "My People", and "Manage". On the right side of the navigation bar are icons for search, a grid, a user profile, and a "Sign out" link. Below the navigation bar is a large banner image showing silhouettes of people playing netball on an outdoor court at sunset. Below the banner is the heading "Welcome to Netball NZ Online Learning" followed by a paragraph of text: "Welcome to Netball NZ Online Learning. Thank you for logging in and starting or continuing your Netball learning journey. This is your personal dashboard and will keep track of all the workshops and resources you access. To get started click on 'Search Learning' in the tool bar above, then 'Netball NZ Catalogue' and choose which workshop or resource you would like to access. There will be filters on the left hand side of the screen to help you filter which learning opportunities are relevant to you."

As you begin to 'complete courses' these will show on the 'Home page' as well as any 'Recommended learning' we have for you.

Netball New Zealand



Welcome to Netball NZ Online Learning

Welcome to Netball NZ Online Learning. Thank you for logging in and starting or continuing your Netball learning journey. This is your personal dashboard and will keep track of all the workshops and resources you access. To get started click on 'Search Learning' in the tool bar above, then 'Netball NZ Catalogue' and choose which workshop or resource you would like to access. There will be filters on the lefthandside of the screen to help you filter which learning opportunities are relevant to you.

Current courses

Following is a list if your most urgent courses.



Understanding 6 v 6 Netball



Continue with the course

English (GB)  In progress  Online course



NetGO - Introduction to Umpiring

Can be started

English (GB)  Enrolled  Online course



Community Coach Level 1 - Modules

Continue with the course

English (GB)  In progress  Online course

Step 5: User Profile

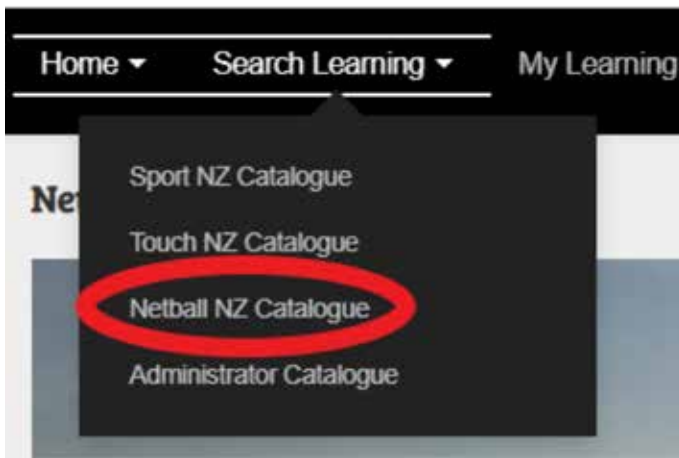
To update your 'User profile', 'change your password' or see the 'Terms of Use' click on the button outlined below.

Step 6: Search Learning

To find a course, start by clicking on the 'Search Learning' button found in the top navigation bar.



Next, click on the 'Netball NZ Catalogue' as circled below.



Note: You may also have other sport catalogues here if you have been involved in other sport's online learning.

Step 7: Netball NZ Catalogue

Once in the 'Netball NZ Catalogue', find the course you would like to complete. There are multiple ways you can do this:

1. You can use the search bar
2. Select a topic
3. Select from the courses on display

These options are shown in the image below.

The screenshot displays the Netball NZ Catalogue interface. At the top, there is a navigation bar with the Netball NZ logo and text 'NETBALL NEW ZEALAND POITARAWHITI AOTEAROA'. The navigation menu includes 'Home', 'Search Learning', 'My Learning', 'My People', and 'Manage'. On the right side of the navigation bar, there are icons for search, a grid, a globe, and a 'Sign out' button.

The main content area is titled 'Catalogue'. It features a search bar with the placeholder text 'Search term', a 'Search' button, and a 'Hide filters' button. Below the search bar, it indicates 'Netball NZ (14)'. There is a folder icon labeled 'Netball NZ Resources (2)'. The results section shows '14 Results' and a list of filters on the left side:

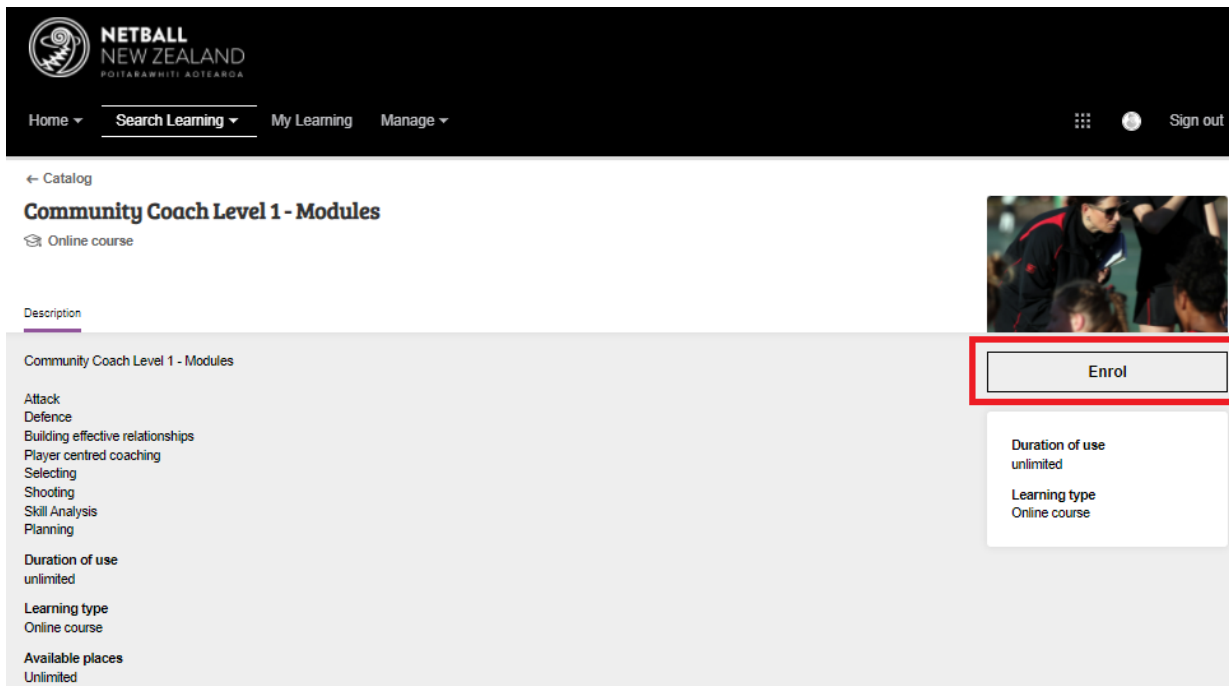
- Catalogues** (expanded): Netball NZ (14)
- Topics** (expanded): Coach (9), NetballSmart (1), Umpiring (3)
- Course modes** (expanded): Online course (9), Webinar (3)

The main content area displays four course cards:

- Community Coach Level 1 - Modules**: Available for an unlimited time. Status: Finished, Online course, Unlimited.
- Community Coach Level 2 - Modules**: Available for an unlimited time. Status: Finished, Online course, Unlimited.
- Learning to Umpire**: Available for an unlimited time. Status: Finished, Online course, Unlimited.
- Understanding 6 v 6 Netball**: Available for an unlimited time. Status: In progress, Online course, Unlimited.

Step 8: Enrol in your Course

Once you've clicked into your course, you can read the course description. To enrol into the course click on the 'Enrol' button as per the image below.

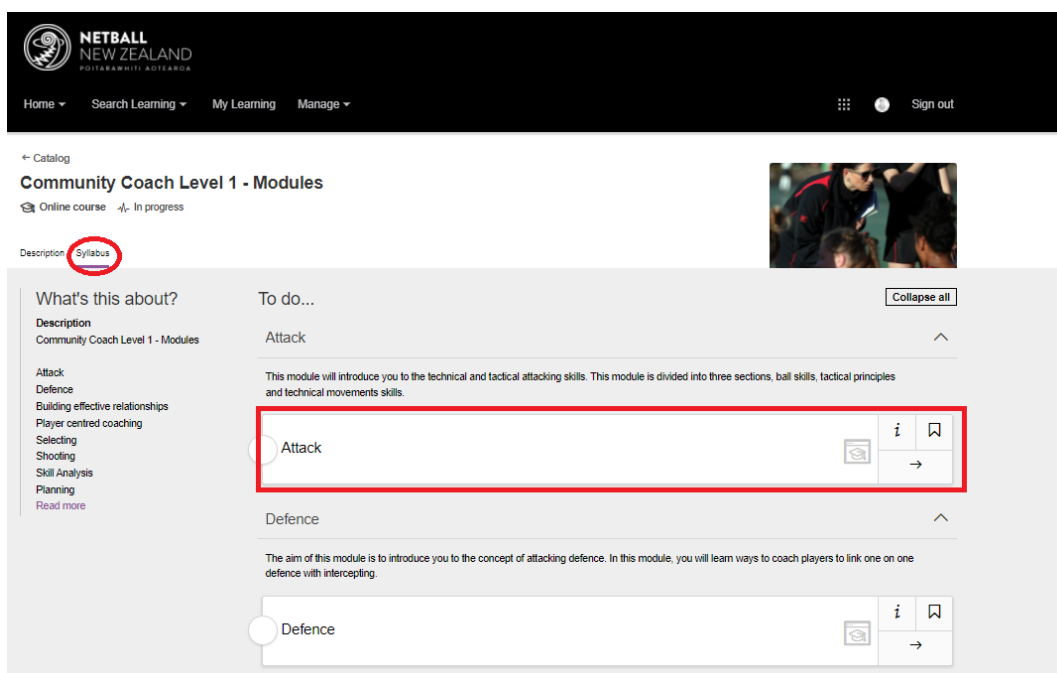


The screenshot shows the Netball New Zealand website interface. At the top, there is a navigation bar with 'Home', 'Search Learning', 'My Learning', and 'Manage'. The main content area is titled 'Community Coach Level 1 - Modules' and is marked as an 'Online course'. A 'Description' tab is active, showing a list of modules: Attack, Defence, Building effective relationships, Player centred coaching, Selecting, Shooting, Skill Analysis, and Planning. Below this list, it states 'Duration of use unlimited', 'Learning type Online course', and 'Available places Unlimited'. On the right side, there is a red-bordered box containing the 'Enrol' button. Below the button, it specifies 'Duration of use unlimited' and 'Learning type Online course'.

Step 9: Access your Modules

Once you've enrolled:

1. Click on the 'syllabus' button to access the modules in your course.
2. Next, click on the module you would like to complete and begin working through its content.



The screenshot shows the Netball New Zealand website interface. At the top, there is a navigation bar with 'Home', 'Search Learning', 'My Learning', and 'Manage'. The main content area is titled 'Community Coach Level 1 - Modules' and is marked as an 'Online course' and 'In progress'. A 'Syllabus' tab is selected and highlighted with a red circle. Below the tab, there is a 'What's this about?' section with a 'Description' of the course. To the right, there is a 'To do...' section with a 'Collapse all' button. The 'Attack' module is highlighted with a red box, and the 'Defence' module is also visible below it. The 'Attack' module description states: 'This module will introduce you to the technical and tactical attacking skills. This module is divided into three sections, ball skills, tactical principles and technical movements skills.' The 'Defence' module description states: 'The aim of this module is to introduce you to the concept of attacking defence. In this module, you will learn ways to coach players to link one on one defence with intercepting.'

Step 10: Complete your Module

Follow the instructions in the module to complete.



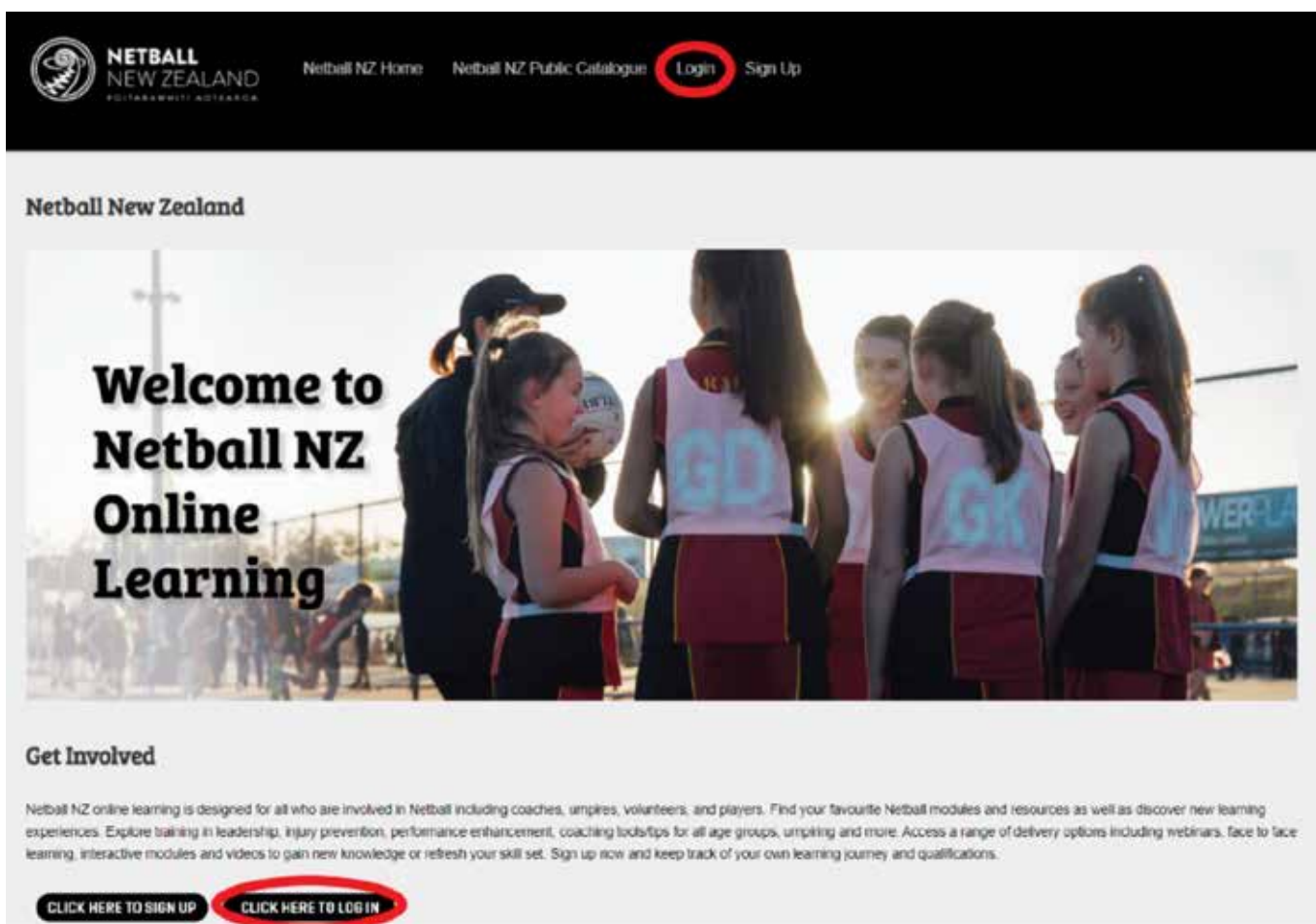
Step 11: Sign Out

At the end of your session, click on the 'Sign out'.



Step 12: Login Next Time

To login next time, click on one of the 'Login' buttons circled below.





PO Box 99710, Newmarket, Auckland 1149 | Level 1, Windsor Court, 128 Parnell Road, Parnell, Auckland 1052

Telephone: +64 9 623 3200 | Email: info@netballnz.co.nz | NetballNZ.co.nz